

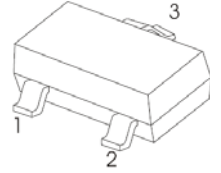


## SOT-23 Plastic-Encapsulate Diodes

### BAR43/A/C/S

SCHOTTKY BARRIER DIODE

SOT-23



#### FEATURES

- Low Current Leakage
- For General Purpose Switching Applications

BAR43	BAR43A	BAR43C	BAR43S
MARKING: D95	MARKING: DB1	MARKING: DB2	MARKING: DA5

#### MARKING:

BAR43	BAR43A	BAR43C	BAR43S

Solid dot = Green molding compound device, if none, the normal device.

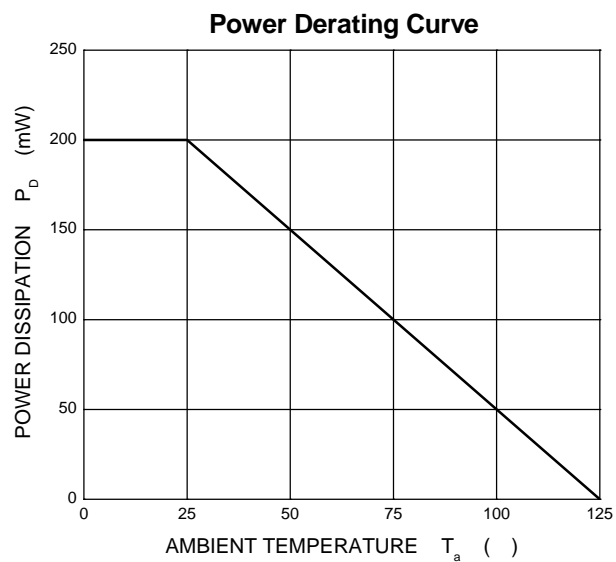
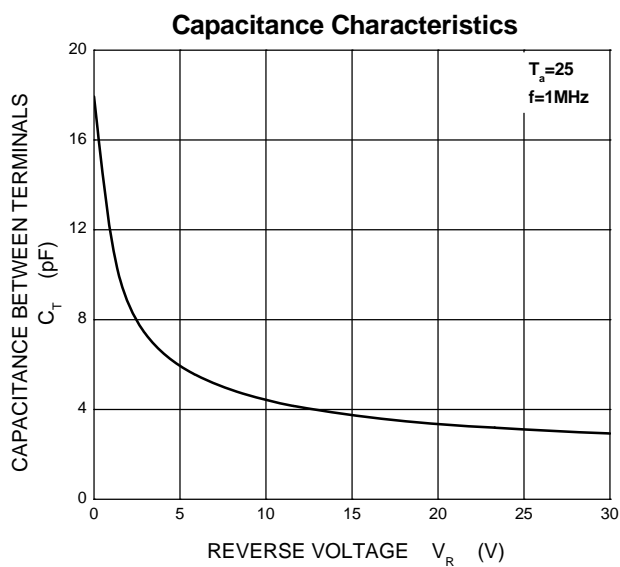
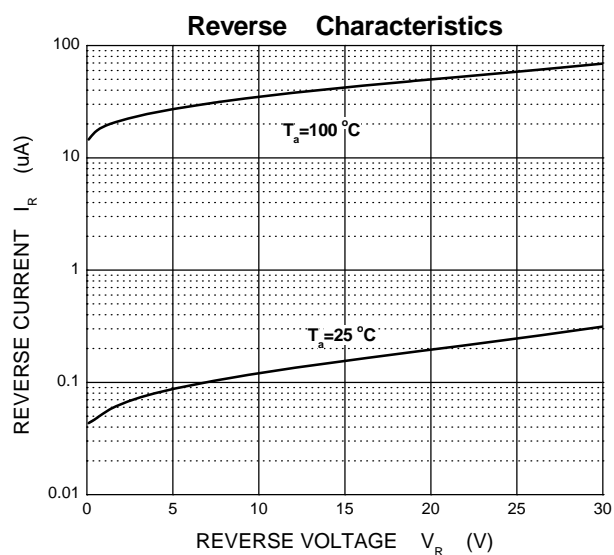
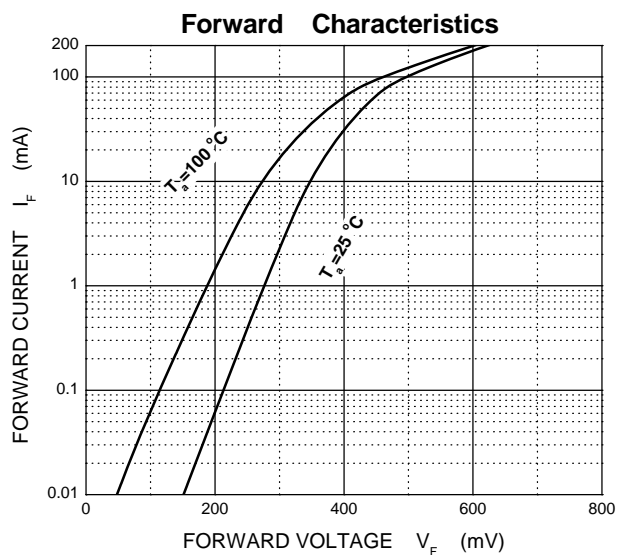
#### MAXIMUM RATINGS ( $T_a=25^\circ\text{C}$ unless otherwise noted )

Symbol	Parameter	Value	Unit
$V_{RRM}$	Peak Repetitive Reverse Voltage	30	V
$V_{RWM}$	Working Peak Reverse Voltage		
$V_{R(RMS)}$	RMS Reverse Voltage	21	V
$I_{F(AV)}$	Average Rectified Forward Current	200	mA
$I_{FSM}$	Non-repetitive Peak Forward Surge Current @ $t=8.3\text{ms}$	0.75	A
$P_D$	Power Dissipation	200	mW
$R_{\theta JA}$	Thermal Resistance from Junction to Ambient	500	$^\circ\text{C}/\text{W}$
$T_j$	Junction Temperature	125	$^\circ\text{C}$
$T_{stg}$	Storage Temperature	-55~+150	$^\circ\text{C}$

#### ELECTRICAL CHARACTERISTICS ( $T_a=25^\circ\text{C}$ unless otherwise specified)

Parameter	Symbol	Test conditions	Min	Typ	Max	Unit
Reverse voltage	$V_{(BR)}$	$I_R=100\text{ A}$	30			V
Reverse current	$I_R$	$V_R=25\text{V}$			0.5	A
Forward voltage	$V_F$	$I_F=2\text{mA}$	0.26		0.33	V
		$I_F=15\text{mA}$			0.45	
		$I_F=100\text{mA}$			0.8	
Reverse recovery time	$t_{rr}$	$I_F=I_R=10\text{mA}$ , $I_{rr}=0.1 \times I_R$ , $R_L=100$			5	ns

# Typical Characteristics



Not

