

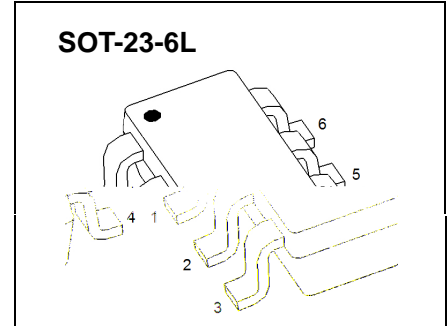


SOT-23-6L Plastic-Encapsulate MOSFETS

CJL1206

Dual P-Channel Power MOSFET

$V_{(BR)DSS}$	$R_{DS(on)MAX}$	I_D
-12V	45 mΩ@-4.5V	-6A
	60 mΩ@-2.5V	
	90 mΩ@-1.8V	



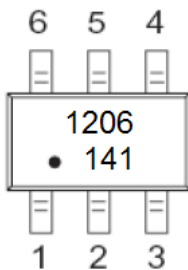
FEATURE

-

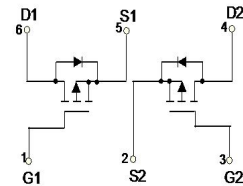
APPLICATION

-
-

MARKING



Equivalent Circuit



Maximum ratings ($T_a=25^\circ\text{C}$ unless otherwise noted)

Parameter	Symbol	Value	Unit
	D_S	12	
		6	
		35	W
\leq	θ	57	$^\circ\text{C}$
			$^\circ\text{C}$

MOSFET ELECTRICAL CHARACTERISTICS

$T_a=25\text{ }^\circ\text{C}$ unless otherwise specified

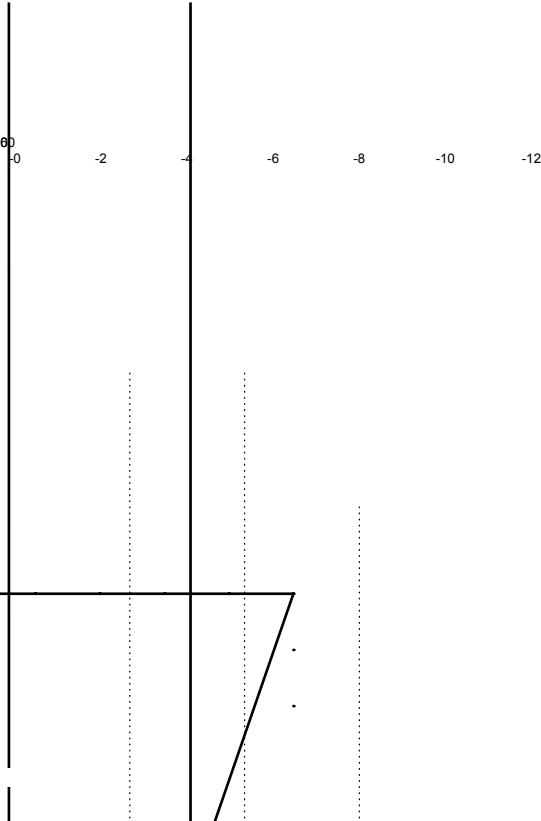
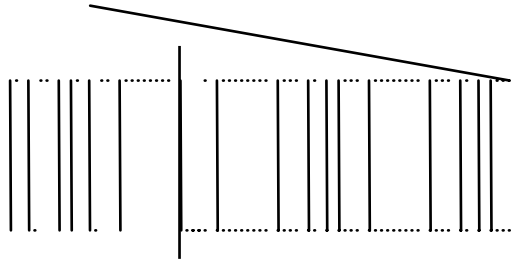
Parameter	Symbol	Test Condition	Min	Typ	Max	Units
Static						
			12			
			5		0.9	
				30	5	mΩ
				40	6	
				60	90	
Dynamic						
						Ω
		Ω ≈ Ω				
		Ω ≈ Ω				
Drain-source body diode characteristics						
		°C				


Note :

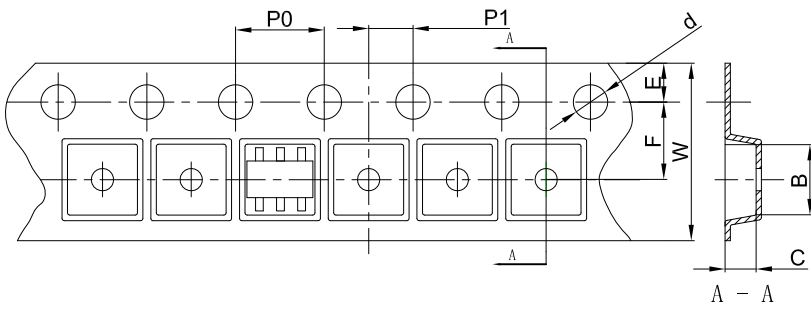
≤

≤

pical Characteristics







Packaging Description:
SOT-23