

Type SK 85 °C Radial Leaded Aluminum Electrolytic Capacitors

2000 Hour Long Life, General Purpose Aluminum Electrolytic

.....

Highlights

.....

Specifications

- Capacitance Range:** 0.47 to 15,000 μ F
- Voltage Range:** 6.3 to 450 Vdc
- Capacitance Tolerance:** \pm 20%
- Operating Temperature Range:** -40 °C to +85 °C; 6.3 to 100 Vdc
 -25 °C to +85 °C; 160 to 450 Vdc
- DC Leakage Current:** 6.3 to 100 Vdc;

Dissipation Factor @ 120 Hz, +20 °C:

WV (V)	6.3	10	16	25	35	50	63	100	160-250	350-450
DF(%)	24	20	16	14	12	10	10	10	20	24

Ripple Multipliers for Voltage and Temperature:

1000 μ F

Rated WVDC	Ripple Multipliers		
	60Hz	120Hz	1kHz
6 to 25	0.85	1.0	1.1
35 to 100	0.75	1.0	1.3
160 to 250	0.70	1.0	1.4



Ambient Temperature	Ripple Multiplier
+85 °C	1.00
+75 °C	1.14
+65 °C	1.25

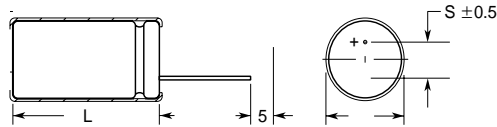
Load Life:

Shelf Life:

Type SK 85 °C Radial Leaded Aluminum Electrolytic Capacitors

Outline Drawing

Outline Dimensions
(Millimeters)



Part Numbering System

SK	100	M	100	S	T
Type	Capacitance (μF)	Capacitance Tolerance (%)	Rated Voltage (Vdc)	Packaging	Lead Configuration
SK	1R0 = 1 100 = 10 101 = 100 102 = 1000	K = ± 10	6R3 = 6.3 010 = 10 100 = 100		

Temperature Characteristics

Load Life Characteristics

Type SK 85 °C Radial Leaded Aluminum Electrolytic Capacitors

Ratings

Cap (μ F)	Catalog Part Number	Max ESR	Max Ripple	Size in. (mm)			
		120 Hz +25 °C ()	120 Hz +85 °C (mA)	Diameter (D)	Length (L)	Lead Space (S)	Lead Dia. (d)
6.3 Vdc (8 Volts Surge)							
100		2.92	130				
220		1.33	240				
330		0.88	300				
470		0.62	380				
1000		0.29	580				
2200		0.14	1050				
3300		0.10	1250				
4700		0.08	1700				
6800		0.07	1900				
10000		0.05	2250				
15000		0.04	2680				
10 Vdc (13 Volts Surge)							
33		7.64	80				
47		5.36	95				
100		2.52	180				
220		1.15	250				
330		0.76	330				
470		0.54	400				
1000		0.25	630				
2200		0.14	1100				
3300		0.10	1400				
4700		0.08	1800				
6800		0.07	2150				
10000		0.05	2500				
15000		0.04	2950				
16 Vdc (20 Volts Surge)							
22		9.65	75				
33		6.43	110				
47		4.52	130				
100		2.12	185				
220		0.97	320				
330		0.64	360				
470		0.45	470				
1000		0.21	790				
2200		0.14	1350				
3300		0.10	1700				
4700		0.08	2100				
6800		0.07	2500				
10000		0.05	2700				
25 Vdc (32 Volts Surge)							
10		18.57	50				
22		8.44	90				
33		5.63	110				
47		3.95	130				
100		1.85	185				

Type SK 85 °C Radial Leaded Aluminum Electrolytic Capacitors

Cap (μ F)	Catalog Part Number	Max ESR	Max Ripple	Size in. (mm)			
		120 Hz +25 °C ()	120 Hz +85 °C (mA)	Diameter (D)	Length (L)	Lead Space (S)	Lead Dia. (d)
25 Vdc (32 Volts Surge)							
220		0.84	320				
330		0.56	420				
470		0.39	540				
1,000		0.18	950				
2,200		0.14	1550				
3,300		0.10	1950				
4,700		0.08	2360				
6,800		0.06	2550				
35 Vdc (44 Volts Surge)							
10		15.92	60				
22		7.23	95				
33		4.82	115				
47		3.38	140				
100		1.59	230				
220		0.72	370				
330		0.48	490				
470		0.33	640				
1,000		0.15	1100				
2,200		0.14	1800				
3,300		0.10	2220				
4,700		0.08	2400				
50 Vdc (63 Volts Surge)							
0.47		282.33	5				
1.0		132.70	10				
2.2		60.32	23				
3.3		40.21	35				
4.7		28.23	40				
10		13.27	65				
22		6.03	100				
33		4.02	125				
47		2.82	150				
100		1.33	250				
220		0.60	440				
330		0.40	580				
470		0.28	760				
1,000		0.13	1350				
2,200		0.14	2090				
3,300		0.10	2320				
63 Vdc (79 Volts Surge)							
0.47		254.10	5				
1.0		119.43	10				
2.2		54.28	29				
3.3		36.19	40				
4.7		25.41	45				
10.0		11.94	70				

Type SK 85 °C Radial Leaded Aluminum Electrolytic Capacitors

Cap (μ F)	Catalog Part Number	Max ESR	Max Ripple	Size in. (mm)			
		120 Hz +25 °C ()	120 Hz +85 °C (mA)	Diameter (D)	Length (L)	Lead Space (S)	Lead Dia. (d)
63 Vdc (79 Volts Surge)							
22		5.43	115				
33		3.62	140				
47		2.54	190				
100		1.19	300				
220		0.54	490				
330		0.36	680				
470		0.25	880				
1,000		0.12	1550				
100 Vdc (125 Volts Surge)							
0.47		225.87	10				
1		106.16	21				
2.2		48.25	30				
3.3		32.17	40				
4.7		22.59	50				
10		10.62	75				
22		4.83	130				
33		3.22	170				
47		2.26	230				
100		1.06	400				
220		0.48	710				
330		0.32	860				
470		0.23	1100				
160 Vdc (200 Volts Surge)							
0.47		423.50	12.0				
1.0		199.04	17.0				
2.2		90.47	26.0				
3.3		60.32	35.0				
4.7		42.35	40.0				
10		19.90	65.0				
22		9.05	110.0				
33		6.03	150.0				
47		4.23	180.0				
100		1.99	300.0				
220		0.90	510.0				
330		0.60	600.0				
200 Vdc (250 Volts Surge)							
0.47		423.50	12				
1.0		199.04	17				
2.2		90.47	26				
3.3		60.32	35				
4.7		42.35	45				
10		19.90	70				
22		9.05	110				
33		6.03	160				
47		4.23	180				

Parts highlighted in yellow are obsolete.

Type SK 85 °C Radial Leaded Aluminum Electrolytic Capacitors

Cap (μ F)	Catalog Part Number	Max ESR	Max Ripple	Size in. (mm)			
		120 Hz +25 °C ()	120 Hz +85 °C (mA)	Diameter (D)	Length (L)	Lead Space (S)	Lead Dia. (d)
200 Vdc (250 Volts Surge)							
100		1.99	330				
220		0.90	520				
250 Vdc (300 Volts Surge)							
0.47		423.50	12				
1.0		199.04	17				
2.2		90.47	30				
3.3		60.32	35				
4.7		42.35	45				
10		19.90	70				
22		9.05	130				
33		6.03	160				
47		4.23	210				
100		1.99	310				
350 Vdc (400 Volts Surge)							
0.47		564.67	14				
1.0		265.39	18				
2.2		120.63	28				
3.3		80.42	35				
4.7		56.47	40				
10		26.54	70				
22		12.06	110				
33		8.04	140				
47		5.65	220				
100		2.65	360				
400 Vdc (450 Volts Surge)							
0.47		564.67	14				
1.0		265.39	18				
2.2		120.63	28				
3.3		80.42	32				
4.7		56.47	41				
10		26.54	70				
22		12.06	120				
33		8.04	140				
47		5.65	160				
450 Vdc (500 Volts Surge)							
0.47		564.67	14				
1.0		265.39	19				
2.2		120.63	29				
3.3		80.42	35				
4.7		56.47	50				
10		26.54	75				
22		12.06	110				
33		8.04	150				
47		5.65	230				

Parts highlighted in yellow are obsolete.

Type SK 85 °C Radial Leaded Aluminum Electrolytic Capacitors

Taping & Packaging

Fig. 1 - Formed Taping

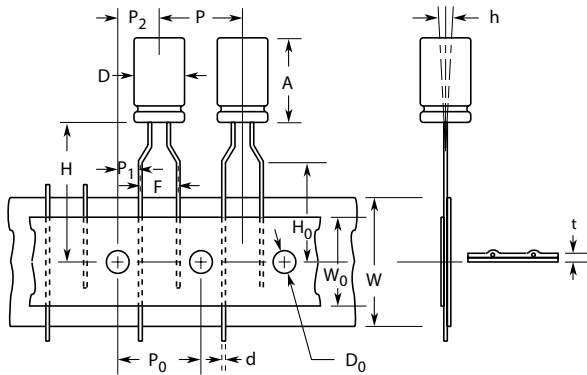


Fig. 2 - Straight Taping (5φ, 6.3φ, 8φ)

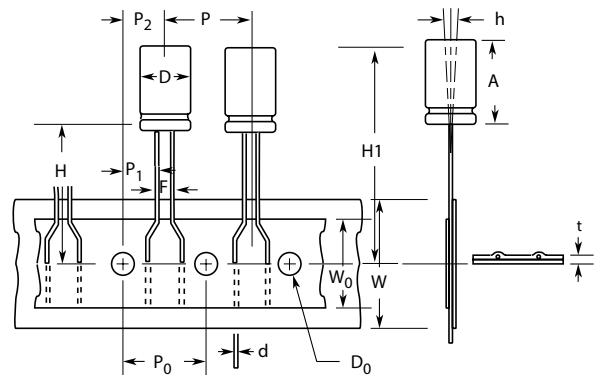


Fig. 3- Straight Taping (Under 10φ, 12φ, 13φ)

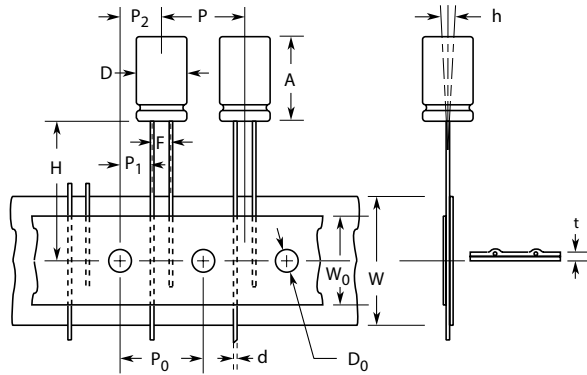
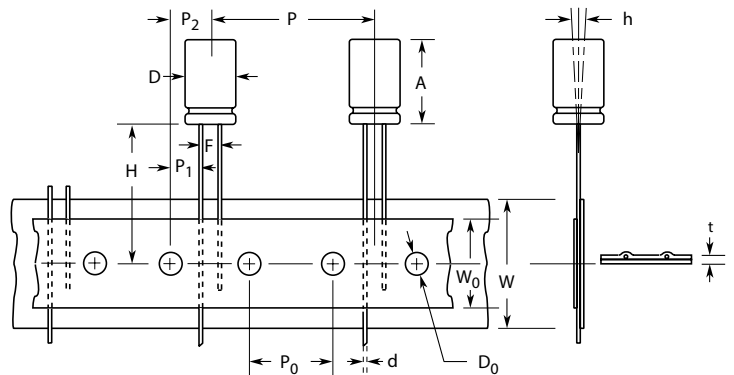


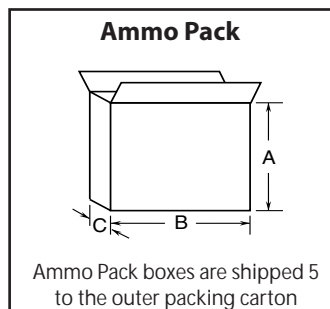
Fig. 4- Straight Taping (16φ, 18φ)



Standard Lead Spacing of Taped Components is 5mm
Other Lead Spacing is Available by Special Order

Code	D	A	d	P	P ₀	P ₁	P ₂	F	W	W ₀	H	H ₀	D ₀	t	ih	Fig.
Tolerance	0.5	1.0	±0.05	±1.0	±0.2	±0.7	±1.3	+0.8 -0.2	±0.5	Min.	±0.75	±0.5	±0.2	±0.2	Max.	
Item	4 ~ 6.3	7.0	0.45	12.7	12.7	3.85	6.35	5.0	18.0	12.5	18.5	16.0	4.0	0.7	2.0	1
	5 ~ 8	12.5	0.5	12.7	12.7	3.85	6.35	5.0	18.0	12.5	18.5	16.0	4.0	0.7	2.0	
	5, 6.3	12.5	0.5	12.7	12.7	5.1	6.35	2.5	18.0	12.5	18.5	—	4.0	0.7	2.0	2
	8	12.5	0.5	12.7	12.7	4.6	6.35	3.5	18.0	12.5	18.5	—	4.0	0.7	2.0	
	10	21.0	0.6	12.7	12.7	3.85	6.35	5.0	18.0	12.5	18.5	—	4.0	0.7	2.0	3
	12, 13	26.0	0.6	15.0	15.0	5.0	7.5	5.0	18.0	12.5	18.5	—	4.0	0.7	2.0	
16, 18	26.0	0.8	30.0	15.0	3.75	7.5	7.5	7.5	18.0	12.5	18.0	—	4.0	0.7	2.0	4

Capacitor Diameter D (mm)	Ammo Pack Box Dimensions (mm)			Quantity Per Ammo Pack Box
	A±5	B Max	C±3	
4	250	340	54	3000
5	250	340	54	2,000
6.3	290	340	54	2,000
8	250	340	54	1,000
10 (12L)	290	340	54	600
10 (16L)	350	340	59	600
10 (20L)	340	340	71	600
12, 13	340	340	71	400
16	340	340	71	300



Tape And Reel Quantities		
Case Diameter D (mm)	Reel Width	Reel Qty. (Pcs.)
4	44	1500
5	44	1200
6	44	1000
8	44	800
10 (12L)	44	600
10 (16L)	50	600
12, 13	-	-
16	-	-

Type SK 85 °C Radial Leaded Aluminum Electrolytic Capacitors

Notice and Disclaimer: All product drawings, descriptions, specifications, statements, information and data (collectively, the "Information") in this datasheet or other publication are subject to change. The customer is responsible for checking, confirming and verifying the extent to which the Information contained in this datasheet or other publication is applicable to an order at the time the order is placed. All Information given herein is believed to be accurate and reliable, but it is presented without any guarantee, warranty, representation or responsibility of any kind, expressed or implied. Statements of suitability for certain applications are based on the knowledge that the Cornell Dubilier company providing such